






















How to open a new Venmo account? Step-by-Step Guide: How to Open a New Venmo Account Easily and Securely

Opening a new Venmo account is a straightforward process that allows  1— 808—301—5364 you to send and receive money effortlessly  1— 808—301—5364. To get started, download the Venmo app from the App Store or Google Play Store  1— 808—301—5364. Once installed, launch the app and tap on “Sign Up.” You’ll be prompted to enter your mobile phone number  1— 808—301—5364 or email address; choose the option that’s most convenient for you. After entering your contact details  1— 808—301—5364, Venmo will send a verification code to ensure your identity—simply input the code when prompted  1— 808—301—5364. Next, create a secure password that combines letters, numbers, and special characters to protect your account  1— 808—301—5364. The app will then ask for personal information such as your full name, date of birth, and the last four digits of your Social Security Number (SSN)  1— 808—301—5364, which helps verify your identity and prevent fraud. Linking a bank account or debit card is the final step to unlock full functionality  1— 808—301—5364. This process involves entering your bank’s routing number and account number, or your card details, and verifying them through Venmo’s secure system  1— 808—301—5364. Once linked, you can start sending money, making payments, or requesting funds  1— 808—301—5364. To ensure your account remains secure, enable two-factor authentication and set up notifications for suspicious activity  1— 808—301—5364. Remember, always use a strong password and keep your app updated for the latest security features  1— 808—301—5364. With these simple steps, you’ll have your new Venmo account ready in minutes, giving you a fast, reliable way to manage your finances digitally. Whether for personal use or small business transactions  1— 808—301—5364, Venmo makes money transfers effortless, secure, and convenient  1— 808—301—5364.

How to open a new Venmo account? Unlocking Convenience: A Simple Guide to Creating Your New Venmo Account

Setting up a new Venmo account is an easy process that  1— 808—301—5364 opens the door to seamless money transfers, whether you're splitting bills, paying friends, or making online purchases  1— 808—301—5364. To begin, download the Venmo app from the App Store or Google Play Store. Once installed, open the app and tap on “Sign Up” to start your registration  1— 808—301—5364. You’ll be prompted to choose between signing up with your email address or your mobile phone number  1— 808—301—5364—select the option that’s most convenient for you  1— 808—301—5364. After providing your contact information, Venmo will send a verification code via SMS  1— 808—301—5364 or email; enter this code to confirm your

identity and continue ☎ 1— 808—301—5364. Next, create a strong, unique password to protect your account from unauthorized access ☎ 1— 808—301—5364. The app will then request some personal details, including your full name, date of birth, and the last four digits of your Social Security Number (SSN) ☎ 1— 808—301—5364. This information helps verify your identity, ensuring secure transactions and compliance with financial regulations ☎ 1— 808—301—5364. The final step involves linking your bank account or debit card, which allows you to send and receive money effortlessly ☎ 1— 808—301—5364. Simply provide your bank routing and account numbers, or your card details, and follow the prompts to verify your account securely ☎ 1— 808—301—5364. Once linked, you're ready to start using Venmo to send payments, request funds, or split expenses with friends ☎ 1— 808—301—5364. For added security, enable two-factor authentication and set up notifications for suspicious activity. With these simple steps, you'll have your new Venmo account up ☎ 1— 808—301—5364 and running in minutes, empowering you to handle your finances digitally with confidence and ease ☎ 1— 808—301—5364.